

KIT 24x36 WALL-H

€ 141,500.00

NO. OF CONTAINERS: 6

DELIVERY TIME: 4 WEEKS FROM EXW ORDER

VALIDITY PRICES FROM 01-2021 TO 12-2023

KIT.24x36 WALL-H is the alternative to WALL-S, the only difference consisting in the possible connection with higher external walls (2.90 m). Hot-dip galvanized structural steelwork with sandwich panels, strip windows in cellular polycarbonate, main door and industrial sliding door.

COLOURS



RAL8017

RAL3009

RAL6005

RAL5010

RAL9006

RAL9002

DESCRIPTION

Load-bearing structure

Pre-designed, welded, bolted structural steelwork, protected with hot-dip galvanization. Material S235JR - S275JR - S355JR ISO 10025-1/2. Grade 8.8 bolting material

Roof panels

Roof in sandwich panels consisting of two galvanized sheet layers filled with an inner core of polyurethane foam (PUR).

Wall panels

Walls in sandwich panels consisting of two galvanized sheet layers filled with an inner core of polyurethane foam (PUR).

Gutters

Gutters in galvanized, pre-painted, shaped metal sheets.

Down pipes

Down pipes in galvanized, pre-painted, shaped metal sheets, including running outlets, collars and accessories.

Metal sheets

Galvanized, pre-painted, shaped metal sheets for ridges, corner joints, flashings and eaves and any other necessary element.

Industrial sliding door

Aluminium industrial sliding door in sandwich panels, with tracks and accessories for opening.

Door

Single door with push bar and accessories.

Doors and windows


Doors and windows with thermally broken profiles and cellular polycarbonate panels. Automatic opening and closing operated by an actuator.

TECHNICAL SPECIFICATIONS

| | |
|-------------------------------|-------------------------------|
| Dimensions | 24.00x36.00 m |
| Total m2 | 864.00 |
| Usable height | 5.00 m |
| Column distance | 6.00 m |
| No. of doors | 1 dim. 1,30x2,10 mt |
| No. of main industrial doors | 1 dim. 4.70x4.30 m |
| Total area of windows | 57,60 m ² |
| Operable windows area | 20.00 m ² |
| Wind | 25 m/s |
| Earthquake-resistant | YES |
| Roof load | 140 kg/m ² |
| Roof | Panel thickness 50+40 mm |
| Roof thermal transmittance | (U) W/m ² K = 0.43 |
| Walls | Panel thickness 50 mm |
| Wall thermal transmittance | (U) W/m ² K = 0.45 |
| Windows | Polycarbonate thickness 40 mm |
| Masonry work (by third party) | 2.90 m |

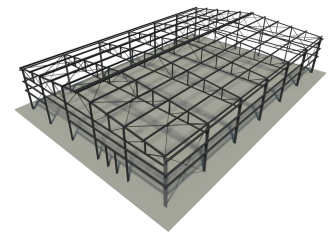
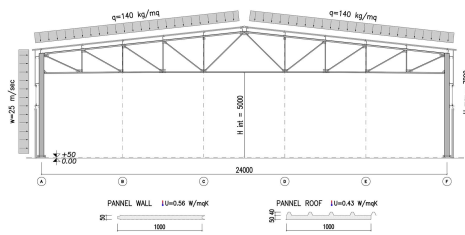
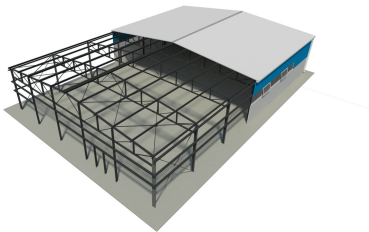
DOCUMENTS SUPPLIED

- Architectural drawings
- Engineering calculation and analysis report
- Installation Manual
- Technical data sheet, manuals and declaration of conformity
- Structural drawings of steelworks to hand over to relevant authorities
- BOMs
- Certificates of structural materials
- Certificates of origin (if required)



KIT 24x36 WALL-H

ADDITIONAL OPTIONAL CARD



OPTIONAL PRODUCTS

- Skylights
- Wind-catchers or SHEVS (Smoke and heat exhaust ventilation systems)
- Lifelines
- Cage ladder for access to the roof
- Recessed fasteners (hidden screws)
- Additional industrial sliding doors 4.70x4.30 m
- Additional doors 1.20x2.10 m

OPTIONAL SERVICES

Transport in Italy and all over the world

KIT.SOLUTIONS products are delivered Ex-Works, loaded on containers or trucks. Transport can be included in the supply, with all necessary shipping documents.

Installation by skilled staff

KIT.SOLUTIONS products have been designed to be self-installed by skilled technical staff using appropriate installation equipment. Should this not be the case, our installation team will be available for a quick, safe, turnkey solution.

Technical supervision during installation

DIY installation can be complemented with technical supervision of all installation phases.

Foundation design

Foundation design and plans can be included in your order on request (only drawings showing template positions and stresses are included in the basic supply). Two standard foundation designs are available for this purpose. Should these loads differ from your expectations, a new, customized design can be requested.